

Name of the shop : _____
City: _____ Date : _____

a.bsolument

— R A D I O S V I N T A G E B L U E T O O T H —

.introduction

Do you want to add bluetooth in your grandfather's radio?
You just bought a beautiful vintage radio at the flea market?
No matter how you got it, you can leave it to us and enjoy your favorite music via
Bluetooth® or jack plug on it. You can also use a FM radio plug-in as an option.
The most unique and durable connected speaker of the world!

!! Warning : you have to fill in this form and send it with your radio !!

Let's go !

.contacts




Please write in capital letters

<i>Name and Surname</i>	
<i>E-mail address</i>	
<i>Phone N°</i>	
<i>Address</i>	
<i>How did you know us?</i>	

.products range

Select an option::

- "Vintage Radio" for a "classic" vintage radio from 30's to 60's in wood or bakelite material
- "Transistor" for a small "traveller" radio also called "Transistor" from the 70's with a carry handle
- "BoomBox" for a typical 80's radio

<i>Price (all taxes included)</i>	<i>Range</i>	<i>Description</i>	<i>Choice</i>
	<p><i>Vintage Radio</i> <i>30's - 60's</i></p> 	<p>New speaker Focal Performance New Numerical amplifier 50W Front panel volume control knob Front backlighting</p> <p>Bluetooth 4.2 aptX Jack output 3,5mm Subwoofer output</p> <p><i>Cleaning of the radio inside / outside</i></p>	<input type="checkbox"/>
	<p><i>Transistor 70's</i></p> 	<p>12 hours autonomy rechargeable battery Original speaker Newl amplificateur 5W D class Volume control</p> <p>Bluetooth 4.0 No jack output Next/Previous song and Play/Pause</p> <p><i>Cleaning of the radio inside / outside</i></p>	<input type="checkbox"/>
	<p><i>BoomBox 80's</i></p> 	<p>20 hours autonomy rechargeable battery Original speakers Original amplifier Volume control</p> <p>Bluetooth 4.0 FM and tape functions RCA output</p> <p><i>Cleaning of the radio inside / outside</i></p>	<input type="checkbox"/>

.options

Here you now can choose your options. Please note that options are not mandatory and can be added later.

Maybe you'll hesitate to upgrade the Focal speaker by a Flax Focal speaker. You will notice the Please note that when upgrading your radio we already integrate a high-end Focal speaker which will provide with excellent sound.

The below options are only compatible with the Radio Vintage 30's-60's range, except for the Echo Input which is compatible with all ranges.

<i>Prix TTC</i>	<i>Option</i>	<i>Description</i>	<i>Choice</i>
.	Tissus	Replacement of the radio's fabric by a beige acoustic fabric especially made for vintage radio, rue authentic but new.	<input type="checkbox"/>
.	FM / DAB+	An easy way to enjoy your favorite radio stations, independently from your smartphone.	<input type="checkbox"/>
.	CD/FM/USB Player	To listen to the music on your CD's and USB stick (external accessory, easy to assemble)	<input type="checkbox"/>
.	IEast Audiocast M5	To broadcast the music in several rooms at the same time (multiroom).	<input type="checkbox"/>
.	Focal Flax Speaker	The Focal speaker with its Flax Sandwich membrane, made in France, enhanced listening experience	<input type="checkbox"/>
.	Vinyl turntable	Vinyl turntable Pro-Ject Elemental Phono USB model : to listen to your vinyl records on your vintage radio. (External accessories, easy to assemble). Minimum required space in order to integrate it in the radio : 45 x 32 x 20 cm	<input type="checkbox"/>
.	Dôme Focal Subwoofer	To significantly increase the bass of your radio, the Dôme Focal is a wonderful and beautiful active subwoofer!! (external accessory, easy to assemble)	<input type="checkbox"/>
.	Woodworking	Refurbishment of the wood of your radio.	<input type="checkbox"/>
.	Amazon Echo Input Alexa	Echo Input allows you to add Alexa to an external speaker via Bluetooth or with a 3.5 mm audio cable Alexa can hear you wherever you are in the room, just ask her to play a song or to read the news. Compatible with all the ranges.	<input type="checkbox"/>

.please send us your beautiful radio

You'll find the packing instructions, just below this information

1

Please go on the following website : www.boxtal.com

2

Choose your carrier : preferably TNT, DHL and UPS

3

Enter our address

SARL A.BSOLUMENT
Z.I LADOUX
18 RUE ORANGE
63118 CEBAZAT

4

Print the delivery note and stick it to the shipping box

5

Please join this modernization form.

6

Please join your cheque to « SARL A.BSOLUMENT » to make the payment. You could also do a bank transfer or pay by credit card (credit card payment only possible when you receive the invoice)

.a little patience

You just have to wait until we are giving a second life to your radio. We'll do it with passion and love.

For more information, if you'd like to know the status of your order or for any questions, please contact us : contact@a-bsolument.fr

Thank you for your trust !

a.bsolument

— RADIOS VINTAGE BLUETOOTH —

Packing Instructions

Before starting

Shopping list

- Tape
- Bubble wrap (or fabric, blanket...)
- Blocking (newspapers, kraft paper...)
- 1 box (if possible double flute) 10cm larger than the radio to be shipped
- 1 box (if possible double flute) 10cm larger than the first box
- 1 packing slip (www.boxtal.fr)
A.bsolument, 18 rue Orange, 63118 Cébazat
- A little elbow grease

If you prefer, we can send you the boxes + the packing slip for 55 €TTC

1



Build the first box

Install a little blocking
«mattress» with newspapers or
kraft paper

2



Protect the radio with the
bubble wrap and place it into
the box

Put the radio on her feet

**!! Do not place the radio on the
front or back side !!**

3



Surround the radio with news-
paper or kraft paper

4



Uniformly cover the radio with the blocking paper (news-papers or kraft paper)

Close the box

5



Build the second box

Install a little blocking mattress with newspaper of kraft paper

6



Place the first box on this one

